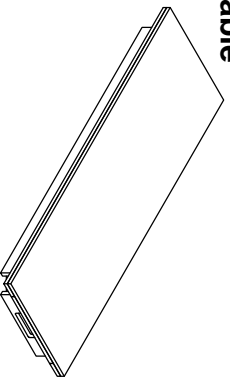
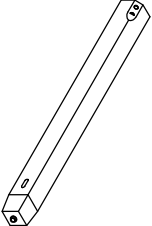
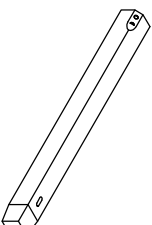
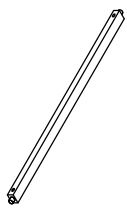

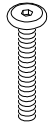


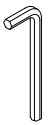
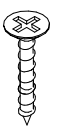


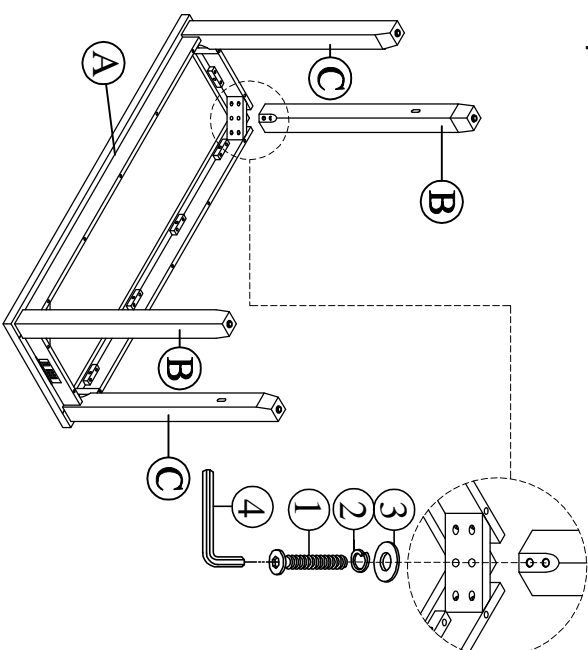
ASSEMBLY INSTRUCTIONS

Group name: Stateman
 Description: BAR TABLE
 Item No: TN-298BT

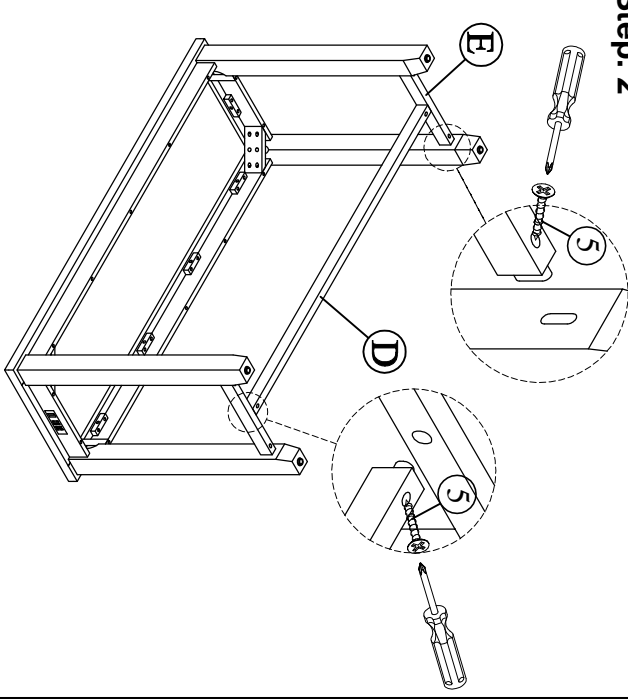
PARTS LIST

A. Top Table 		1 pc	
B. Right legs 	C. Left legs 		2 pcs
D. Long stretcher 	E. Short stretcher 		1 pc
HARDWARE LIST			
1. Bolt 	2. Spring washer 		5/16" x 60mm(8 pcs)
3. Flat washer 	4. Allen key 		5/16" (8 pcs)
5. Screws 			4mm(1 pc)
		#4 x 38mm(6 pcs)	

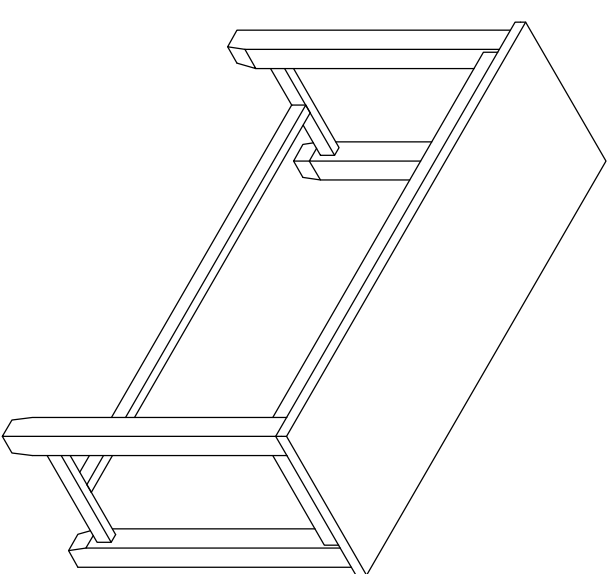
Step. 1



Step. 2

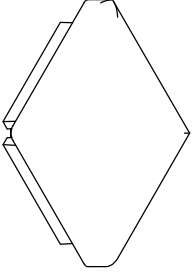
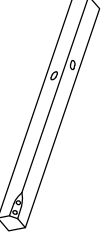
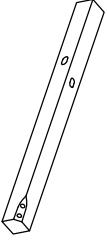
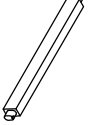
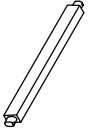



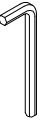
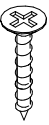


Completed

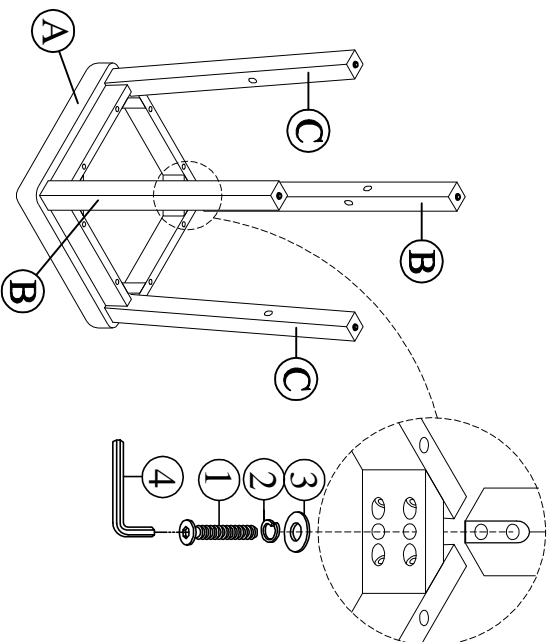


ASSEMBLY INSTRUCTIONS

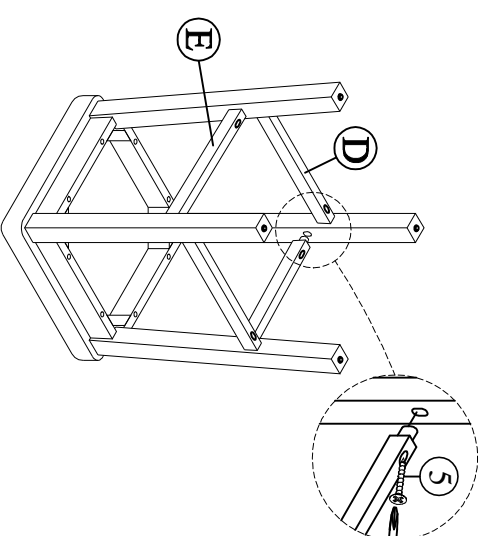
Group name: Stateman
 Description: BAR STOOL
 Item No: TN-298BT

PARTS LIST	
A. seat frame with cushion 	
B. Right legs  2 pcs	C. Left legs  2 pcs
D. Long stretcher  2 pcs	E. Short stretcher  2 pcs
HARDWARE LIST	
1. Bolt  1/4" x 60mm(8 pc)	2. Spring washer  1/4" (8 pcs)
3. Flat washer  1/4" x 19mm(8 pcs)	4. Allen key  4mm(1 pc)
5. Screws  #4 x 38mm(8 pcs)	

Step. 1



Step. 2



Completed

