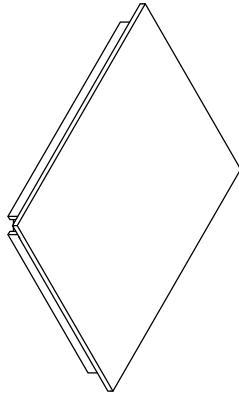
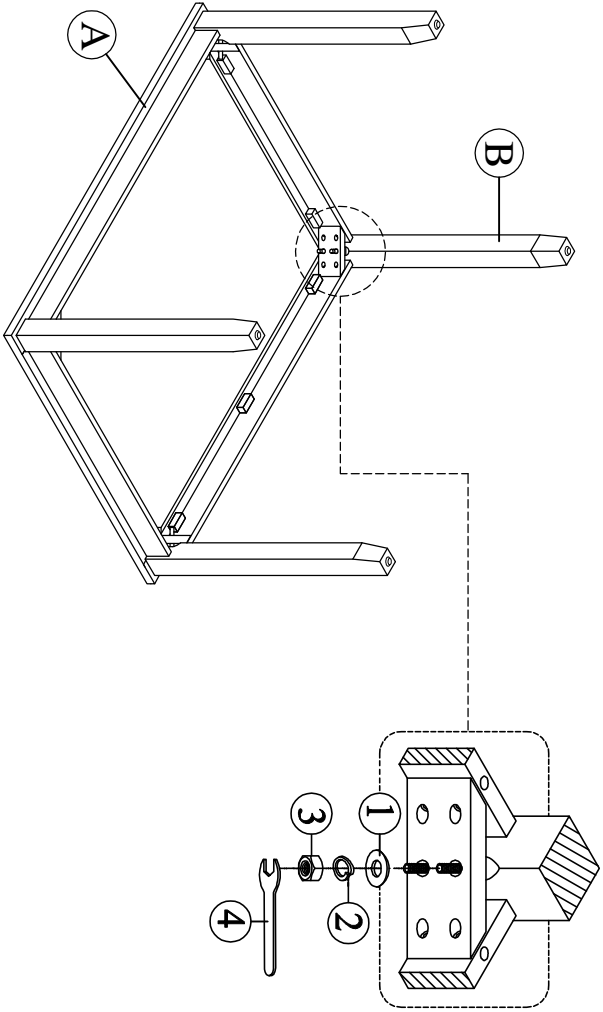
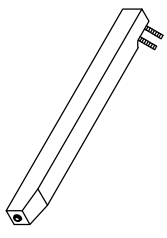
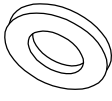

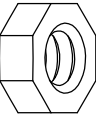



ASSEMBLY INSTRUCTIONS

Group name: Special Black Friday
Description: Dining table
Item No: TN-299DS

LIST OF PARTS		Step. 1	
<p>(A) Top Table</p>  <p style="text-align: right;">1pc</p>			
<p>(B) Legs</p>  <p style="text-align: right;">4pcs</p>			
LIST OF HARDWARE			
<p>1. Flat washer</p>  <p style="text-align: right;">5/16" (8pcs)</p>			<p>2. Spring washer</p>  <p style="text-align: right;">5/16" (8pcs)</p>
<p>3. Long bolt</p>  <p style="text-align: right;">5/16" (8pcs)</p>	<p>4. Wrench</p>  <p style="text-align: right;">5/16" (1pc)</p>	<p>Completed</p> 