



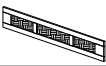


ASSEMBLY INSTRUCTIONS FOR

B1388/5554-KHB KING UPH BED HEADBOARD
B1388/5554-KFB KING UPH BED FOOTBOARD + SLATS
B1388/5554-Q/KSR QUEEN/ KING UPH BED SIDERAILS






Caution: Please read instructions thoroughly before unpacking assembly parts. Sharp, exposed staple tips can cause injury, therefore, for your protection, please remove any exposed staple used in packing.

1. We recommend that you should assemble this product with the assistance of another person; this will make assembly easier, and will help to eliminate damage to the product or injury to persons during assembly.
2. Be sure to check all packing materials carefully for small parts that may have come loose inside the carton during shipment.
3. please do not over tighten screws or bolts.
4. Please put all parts on a non-abrasive floor before assembly, and follow the assembly steps to assemble your newly purchased product correctly and efficiently.

PART LIST

NO:	SKETCH	DESCRIPTION	Q'TY
A		Head Board	1 Pc
B		Foot Board	1 Pc
C		Side Rail	2 Pcs
D		Slats	5 Pcs
E		Support With Leveler	10 Pcs

HARDWARE LIST

NO:	SKETCH	DESCRIPTION	Q'TY
1		Allen Key	1 Pcs
2		HEX NUT	8 Pcs
3		U Washer	8 Pcs
4		THREAD BOLT	8 Pcs
5		Screw: # 8 X 30mm	10 Pcs

