







ASSEMBLY INSTRUCTIONS

MODEL : QUINCY COUNTER HEIGHT CHAIR

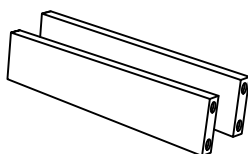
PART	ITEM	QTY.	PART	ITEM	QTY.
A	 ALLEN KEY M4	1 pcs	D	 WOOD DOWEL 8 x 30MM	2 pcs
B	 JCBC M6 x 50MM	8 pcs	E	 SCREW M4 x 32MM	8 pcs
C	 SPRING WASHER	8 pcs			

①



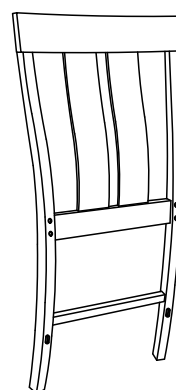
Front Leg Frame x 1 pcs

②



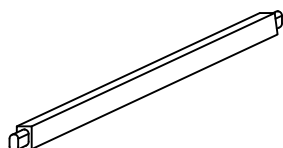
Side Rail x 2 pcs

③



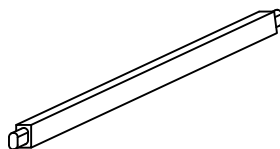
Back Frame x 1 pcs

④



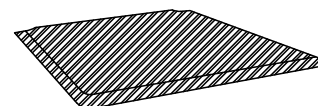
Stretcher (L) x 1 pcs

⑤



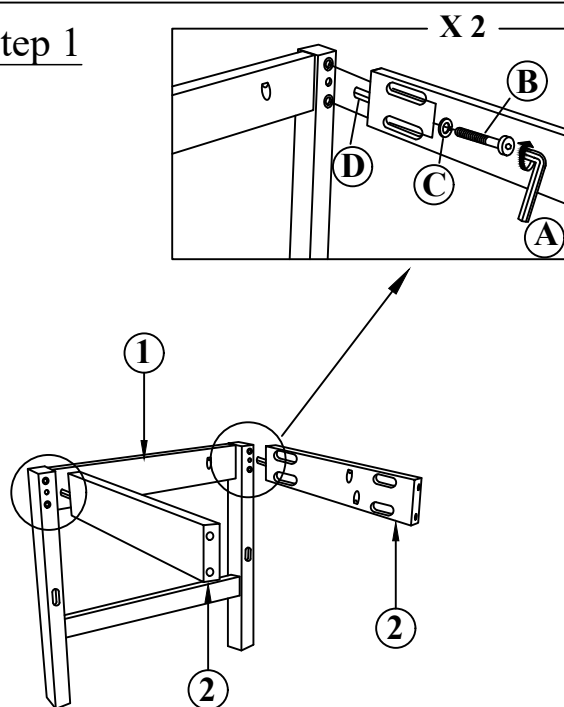
Stretcher (R) x 1 pcs

⑥

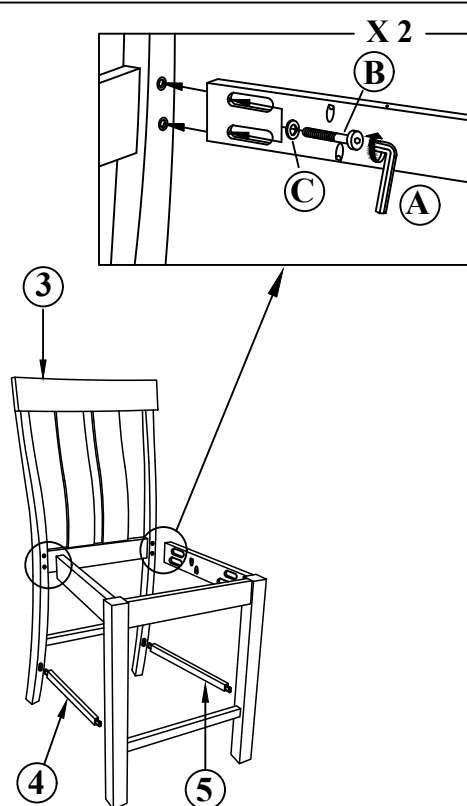


Cushion Seat x 1 pcs

Step 1



Step 2



Step 3

