

ASSEMBLY INSTRUCTIONS


ITEM #: S095-W/ 305-W
WARDROBE W / LIGHT

Caution: Please read instructions thoroughly before unpacking assembly parts. Sharp, exposed staple tips can cause injury, therefore, for your protection, please remove any exposed staple used in packing.

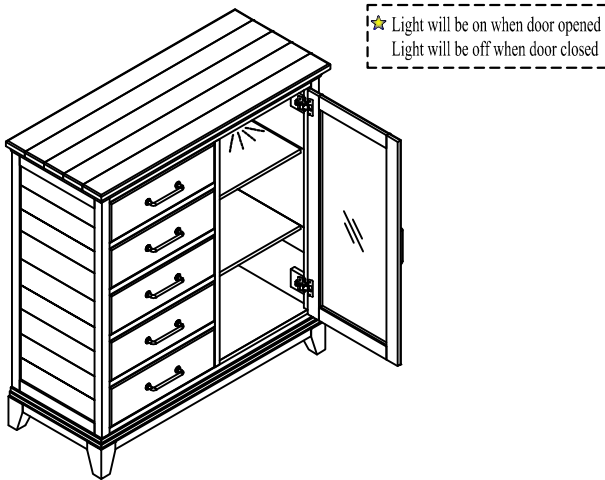
1. We recommend that you should assemble this product with the assistance of another person; this will make assembly easier, and will help to eliminate damage to the product or injury to persons during assembly.
2. Be sure to check all packing materials carefully for small parts that may have come loose inside the carton during shipment.
3. please do not over tighten screws or bolts.
4. Please put all parts on a non-abrasive floor before assembly, and follow the assembly steps to assemble your newly purchased product correctly and efficiently.



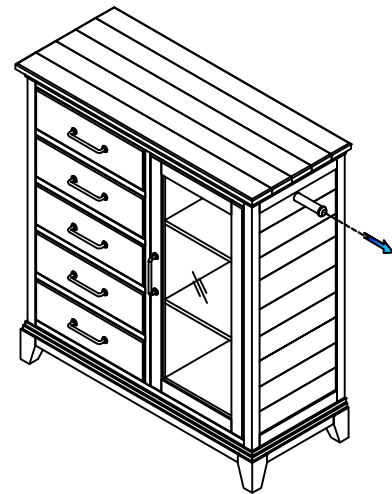
PART LISTS

NO.	DESCRIPTION	SKETCH	QTY
(A)	TIPPING RESTRAINT		1SET

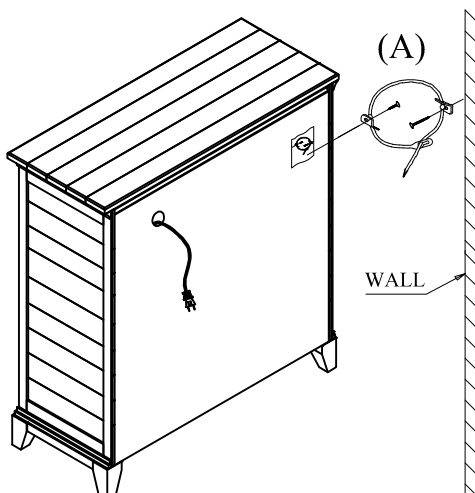
STEP 1:



STEP 2:



STEP 3:



STEP 4:

