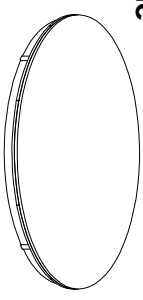
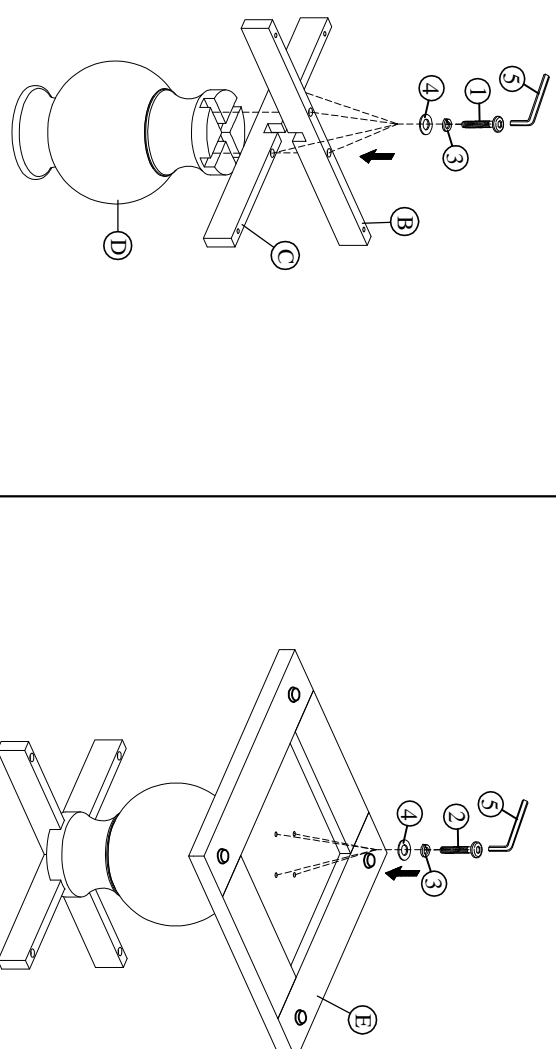
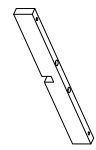
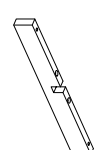
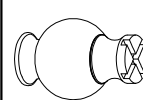
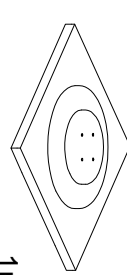
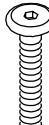
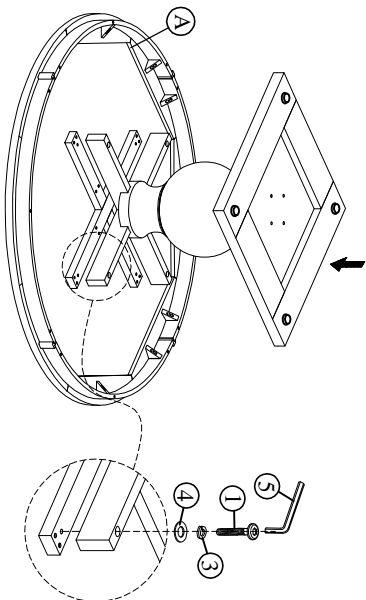
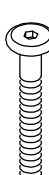



# ASSEMBLY INSTRUCTIONS

Group Name: Paradise  
 Description: Round Dining Table  
 Item No: TN-308-RTT & TN-308-RTB

| LIST OF PARTS   |  | STEP.1   | STEP.2     |
|---|--|--|------------|
| <b>A. Top Table</b><br><br>1pc     |  |  |            |
| <b>B. Upper rail</b><br><br>1pc     |  |  |            |
| <b>C. Lower rail</b><br><br>1pc     |  |  |            |
| <b>D. Pedestal</b><br><br>1pc        |  |  |            |
| <b>E. Base panel</b><br><br>1pc      |  |  |            |
| LIST OF HARDWARE  |  | STEP.3   | COMPLETED. |
| <b>1. Short bolt</b><br>             |  |    |            |
| <b>2. Long bolt</b><br>              |  |  |            |
| <b>3. Spring Washer</b><br>5/16" x 90mm (8pcs)  |  |  |            |
| <b>4. Flat Washer</b><br>5/16" x 110mm (4pcs)   |  |  |            |
| <b>5. Allen key</b><br><br>4mm(1 pc) |  |  |            |