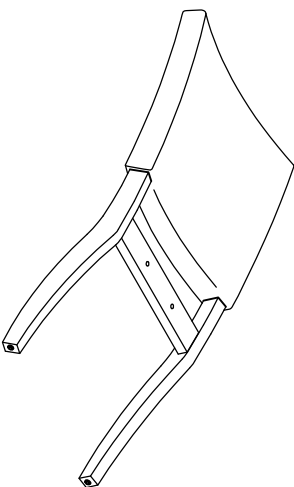
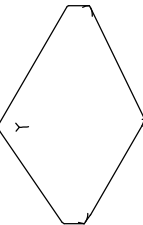
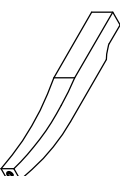
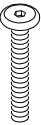
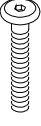
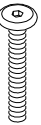


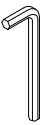


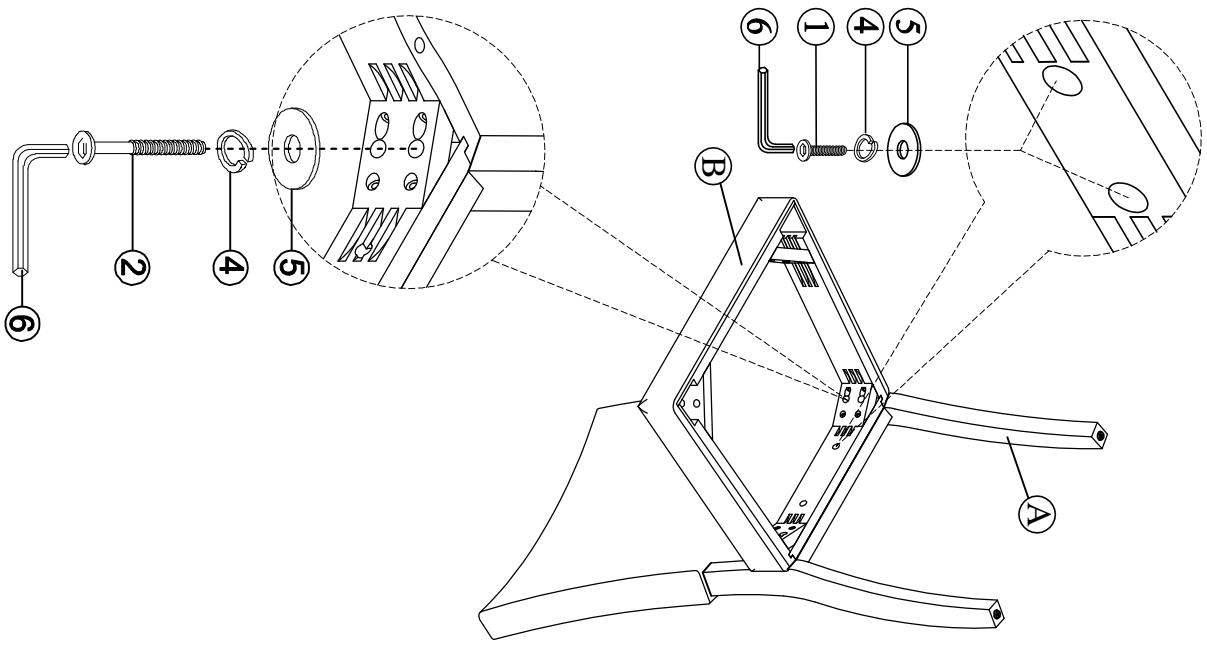
# ASSEMBLY INSTRUCTIONS

Group Name: Palmer  
 Description: Side chair  
 Item No: TN296-SC

## PARTS LIST

<p><b>(A) Chair back</b></p>  <p>1 pc</p>	<p><b>(B) Seat Frame</b></p>  <p>1 pc</p>	<p><b>(C) Front legs</b></p>  <p>2 pcs</p>
<p><b>HARDWARE LIST</b></p>		
<p><b>1. Short bolt</b></p>  <p>1/4" x 40mm(2 pcs)</p>	<p><b>2. Long bolt</b></p>  <p>1/4" x 75mm(4 pcs)</p>	
<p><b>3. Medium Bolt</b></p>  <p>1/4" x 60mm(4 pcs)</p>	<p><b>4. Spring washer</b></p>  <p>1/4" (10 pcs)</p>	
<p><b>5. Flat washer</b></p>  <p>1/4" x 19mm(10 pcs)</p>	<p><b>6. Allen key</b></p>  <p>4mm(1 pc)</p>	

### Step. 1



### Step. 2

