

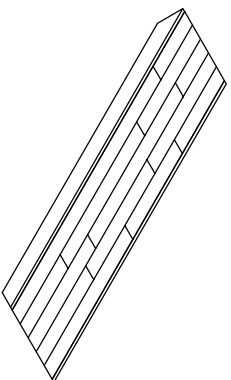
## ASSEMBLY INSTRUCTIONS

**Group Name: Palmer**  
**Description: Bench**  
**Item No: TN296-B**

### LIST OF PARTS

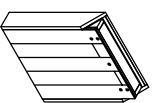
Step. 1

#### (A) Top Bench



1pc

#### (B) Legs

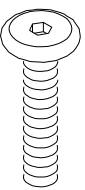


2pcs

### LIST OF HARDWARE

Completed

#### 1. Bolt



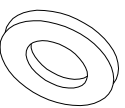
1/4" x 40mm (10 pcs)

#### 2. Spring washer



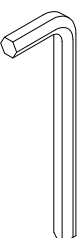
1/4" (10 pcs)

#### 3. Flat washer



1/4"x19mm (10 pcs)

#### 4. Allen key



4mm (1 pc)

