


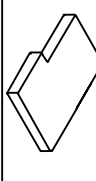
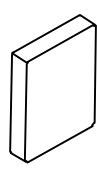
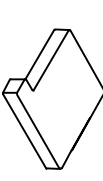


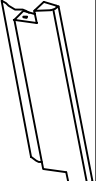
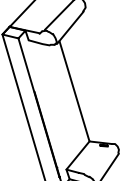
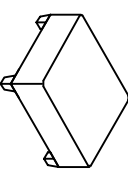

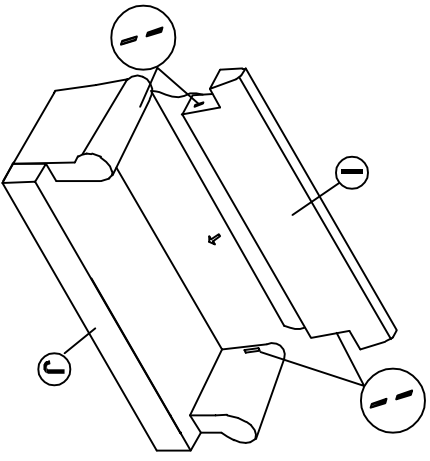


# ITEM : 109-SCH

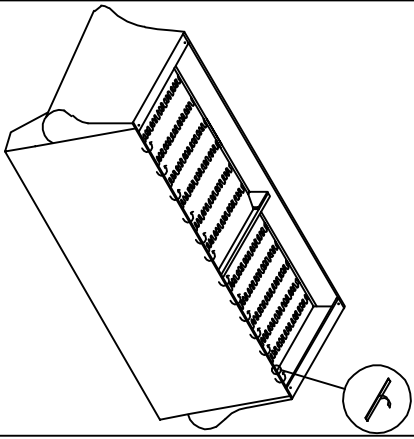
## PARTS LIST

NO	DESCRIPTION	PART	QTY
A	LEFT BACK PILLOW		1PC
B	RIGHT BACK PILLOW		1PC
C	CENTER BACK PILLOW		1PC
D	LARGE CUSHION		1PC
E	CENTER CUSHION		1PC
F	RIGHT CUSHION		1PC
G	THROW PILLOWS		2PCS
H	ARM PILLOWS		2PCS
I	LARGE BACK		1PC
J	SEAT DECK		1PC
K	OTTOMAN		1PC
L	LEGS		8PCS

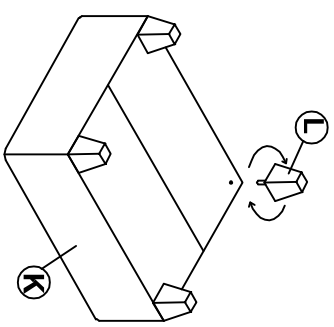
STEP 1



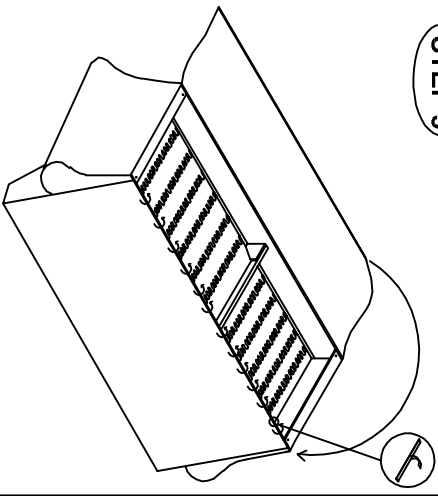
STEP 2




STEP 5



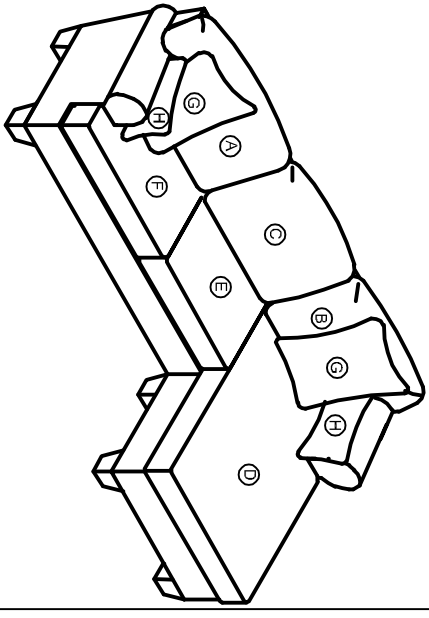
STEP 3



STEP 4



FINISH



Please Check Underneath Seat Deck For Any Parts That May Be Inside