

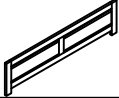







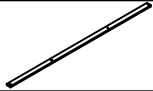



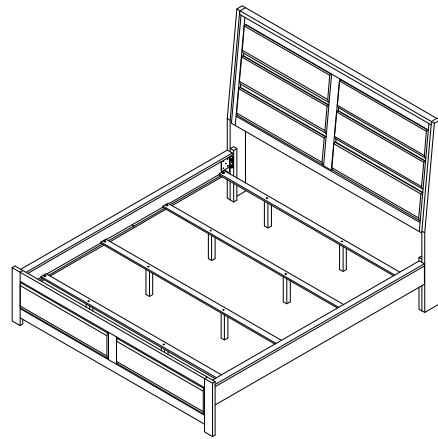
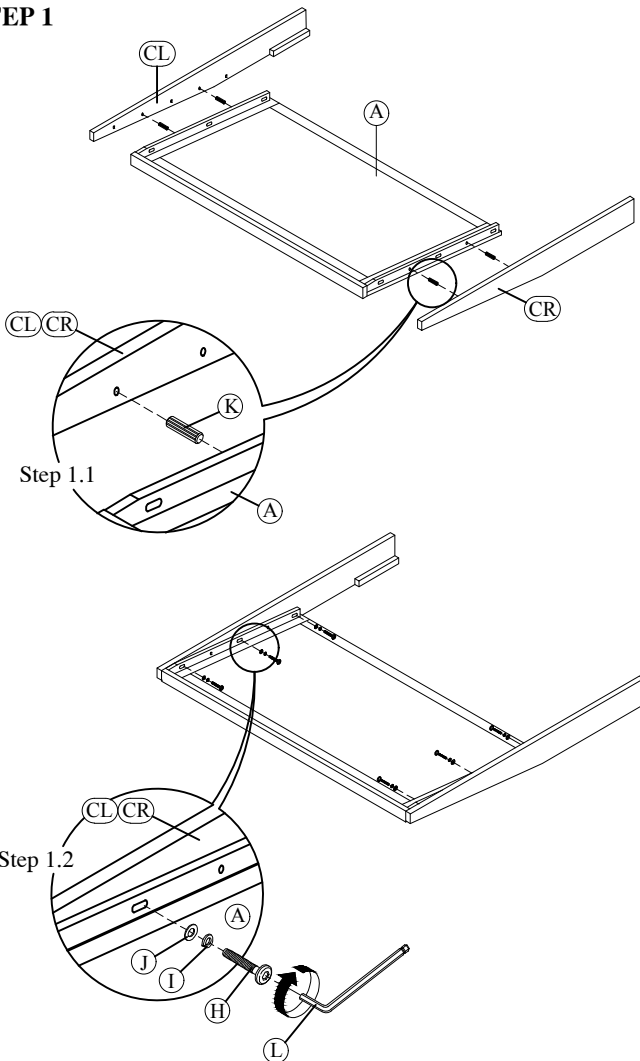


NOTE : YOU WILL ALSO NEED A PHILIP SCREW DRIVER (NOT PROVIDED)

PARTS LIST		HARDWARE LIST	
NO		NO	
A	 Headboard 1	G	 Screw 8
B	 Footboard 1	H	 Bolt 35mm 6
CL	 Headboard L Leg 1	I	 SpringWasher 6
CR	 Headboard R Leg 1	J	 Flat Washer Ø1/4" x 20mm 6
D	 Side Rail 2	K	 Wood Dowel 4
E	 Slat 4	L	 Allen Key M4 x 110mm 1
F	 Support Leg 8	M	 Allen Key M5 1



STEP 1



STEP 2

