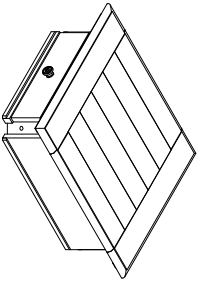
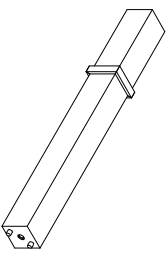
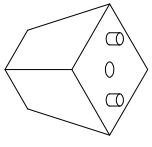
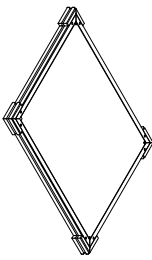
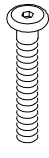
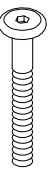



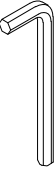


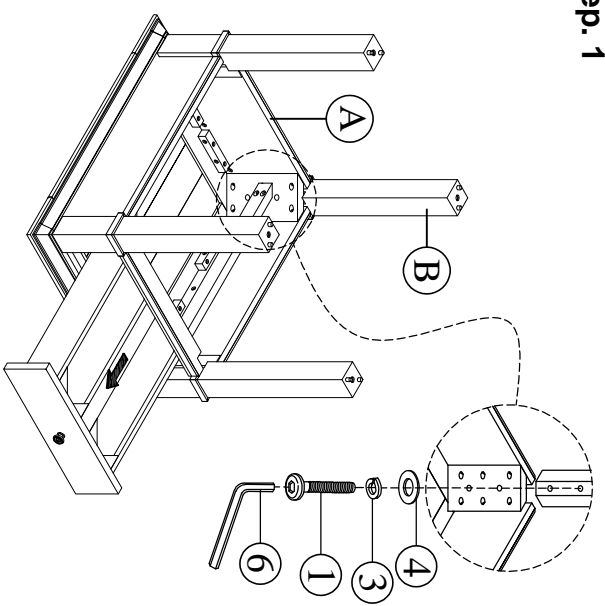
ASSEMBLY INSTRUCTIONS

Group Name: Market
 Description: End Table
 Item No: TN-399-E

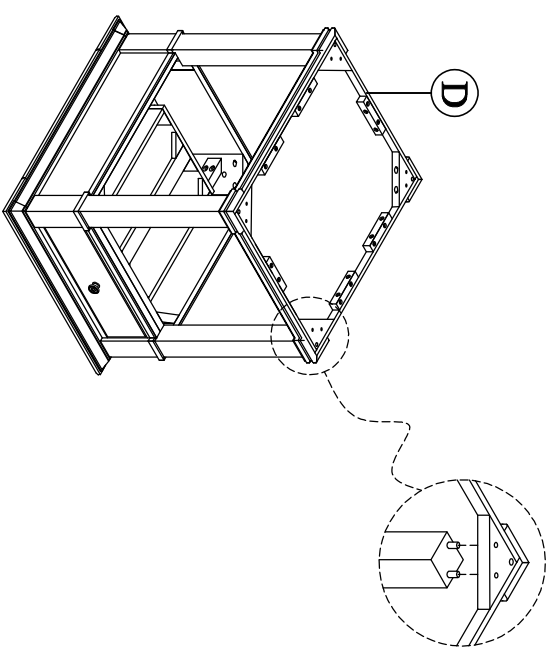
LIST OF PARTS

A. Table top  1pc	B. Long leg  4pcs
C. Short leg  4pcs	D. Shelf  1pc
HARDWARE LIST	
1. Short bolt  1/4" x 50mm(8 pcs)	2. Long bolt  1/4" x 100mm(4 pcs)
3. Spring washer  1/4" (12 pcs)	4. Flat washer  1/4" (12 pcs)
5. Plastic button  4pcs	6. Allen key  4mm(1 pc)

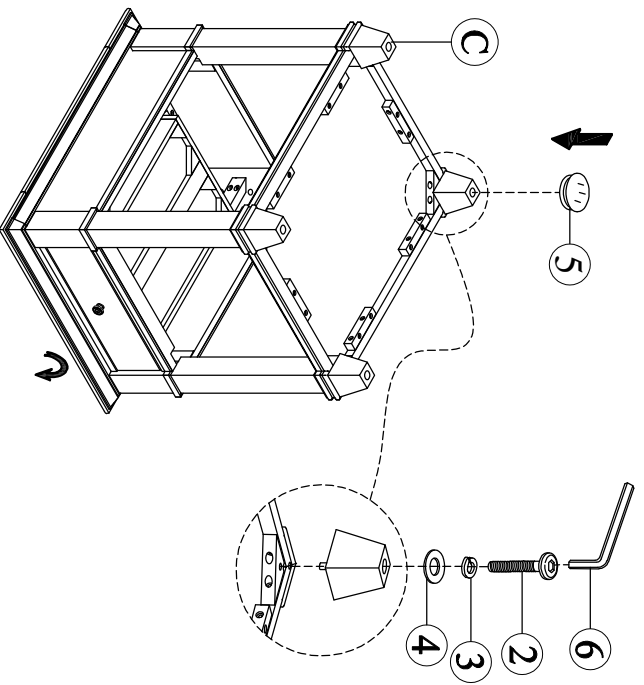
Step. 1



Step. 2



Step. 3



Completed

