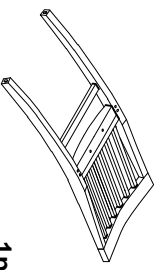
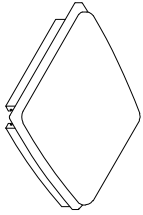
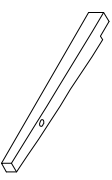
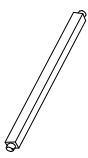

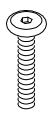
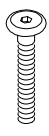
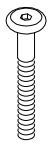


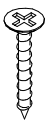
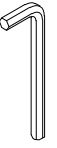


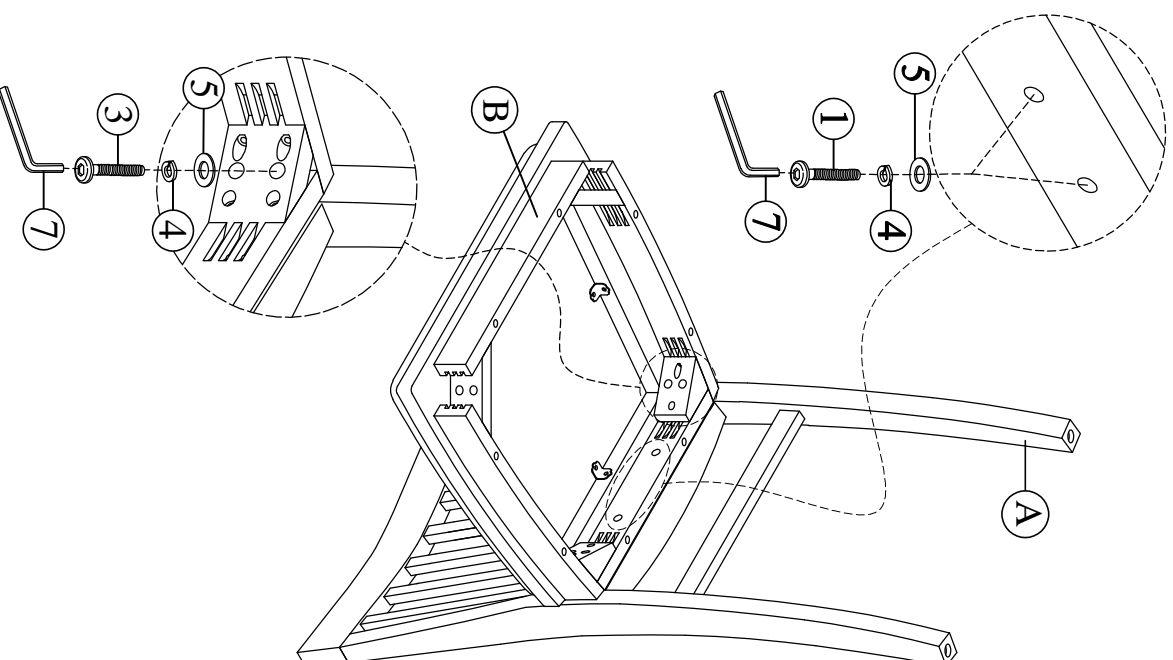
# ASSEMBLY INSTRUCTIONS

Group Name: Market  
 Description: Counter Chair  
 Item No: TN-402-CC

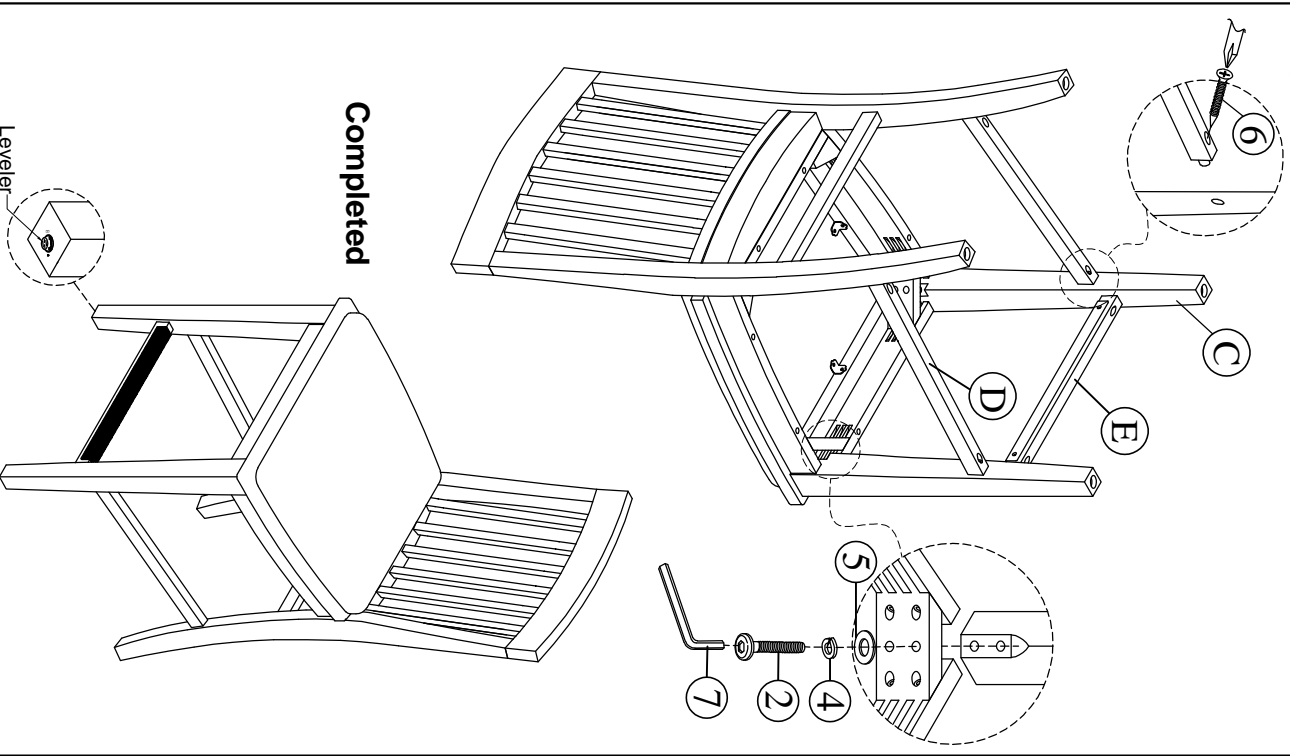
## LIST OF PARTS

<b>A. Chair back</b>  1pc	<b>B. Seat Frame</b>  1pc
<b>C. Front leg</b>  1L; 1R	<b>D. Side stretcher</b>  1L; 1R
<b>E. Front stretcher</b>  1pc	
<b>HARDWARE LIST</b>	
<b>1. Short bolt</b>  1/4" x 40mm(2 pcs)	<b>2. Medium bolt</b>  1/4" x 60mm(4 pcs)
<b>3. Long bolt</b>  1/4" x 75mm(4 pcs)	<b>4. Spring washer</b>  1/4" (10 pcs)
<b>5. Flat washer</b>  1/4" (10 pcs)	<b>6. Screws</b>  #4 x 38mm(6 pcs)
<b>7. Allen key</b>  4mm(1 pc)	

### Step. 1



### Step. 2



**Completed**