




# DALLAS SOFA COMPANY

## POWER SUPPLY ASSEMBLY INSTRUCTIONS

### **Power Reclining Sofa** *Texas, Lonestar*



## **IMPORTANT SAFETY INSTRUCTIONS:**

- Read all instructions carefully before unpacking assembly parts.
- Use only vendor supplied materials to assemble. Using unauthorized materials could jeopardize the integrity of the item.
- Keep instructions for future use.
- Intended for residential use only.
- Keep small parts out of the reach of children.

## **TABLE OF CONTENTS**

<b>Parts List</b>	Page 3
-------------------	--------

---



<b>Assembly Instructions</b>	Pages 4–6
------------------------------	-----------

---

<b>Warnings</b>	Page 7
-----------------	--------

---


## PARTS LIST

PART	PICTURE	PART DESCRIPTION	QTY
A		Y SPLIT POWER CONNECTOR	1
B		POWER SUPPLY	1

Thank you for your purchase. **When unpacking, the power supply & connector is located in a white fabric bag in the back of the lower seat cushion.** Please be sure to check all packing materials carefully.

## STEPS

**Step 1:** Un-velcro the outside back along the bottom rear of the base frame to find power supply bag and point of connection.



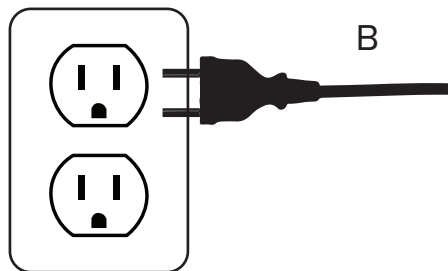
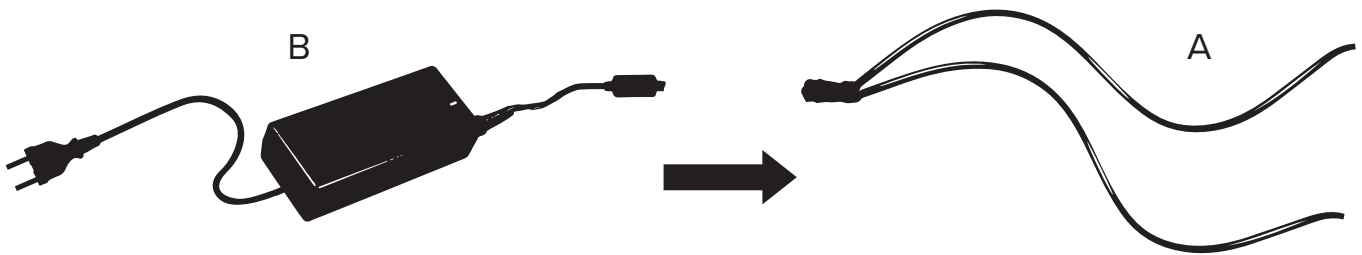
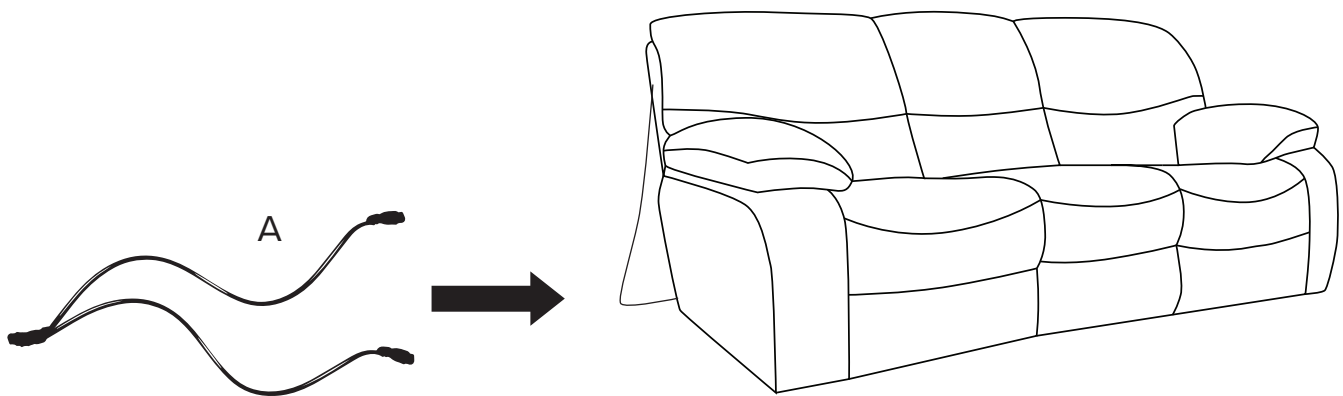
Remember: **When unpacking, the power supply & connector is located in a white fabric bag in the back of the lower seat cushion.** Please be sure to check all packing materials carefully.

## STEPS

**Step 2:** Connect each end of the Y split power connector (A) to the recliners on either side of the sofa.


**Step 3:** Connect power supply (B) to connector (A).

**Step 4:** Finally, connect the power supply plug (B) to a power source.



## STEPS

**Step 5:** Re-attach the outside back along the bottom rear of the base frame with the velcro.



## WARNINGS

Dispose of packing material properly.

Do not use plastic cover as head covering as it may cause suffocation.

Do not use this product as a stepladder.

Use this product for intended purpose only.

Intended for residential use only.