


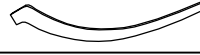
B HOME ASSEMBLY INSTRUCTION

MODEL: LEXI COUNTER TABLE

Thank you for purchasing this products. This product has been designed for easy assembly and constructed for durability. Pleased taketime to read and follow the assembly instructions.

IMPORTANT NOTES :-


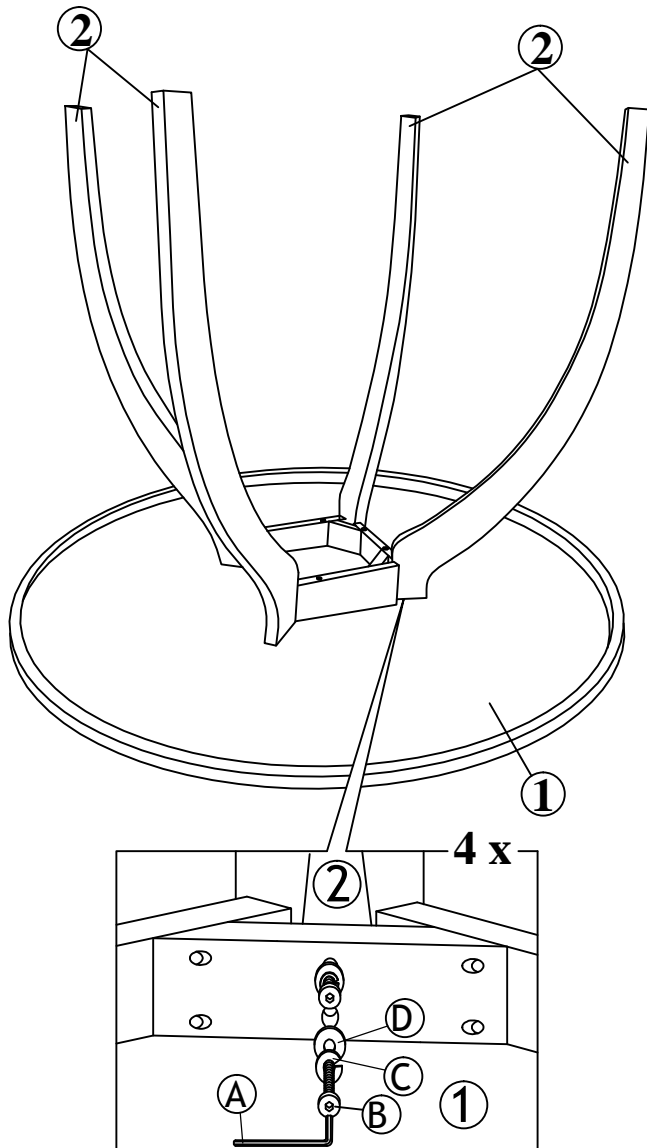
1. Please see the hardware & part list for guidance.
2. Please place all wooden parts on a clean and smooth surface such as rug or carpet to avoid the parts from being stretched.
3. Please check to ensure you have all parts and hardware's.
4. Do not tighten all screws / bolts until all completely assembled.

NO	PARTS LIST	QTY
1	TABLE TOP 	1PC
2	LEG 	4PCS

NO	HARDWARE LIST	QTY
A	 M5 ALLEN KEY	1PC
B	 JCBB M8 x 60mm	8PCS
C	 SPRING WASHER 5/16"	8PCS
D	 FLAT WASHER 5/16"x 22 x 1MM	8PCS

NOTE: THE LIST QUANTITY SHOW ABOVE IS FOR 1 UNIT ASSEMBLY.

STEP 1



MADE IN MALAYSIA

Care & Maintenance : The touch of a soft cloth is all the maintenance your wood pieces will ever need. Never use harsh chemicals or abrasive cleaner, as they could mark or destroy finish.