
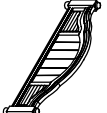
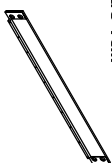

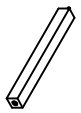
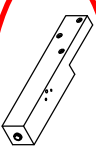

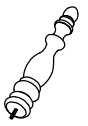






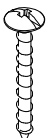


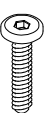
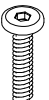

ASSEMBLY INSTRUCTIONS

Group Name: Johanna
 Description: King bed
 Item No: B021KB

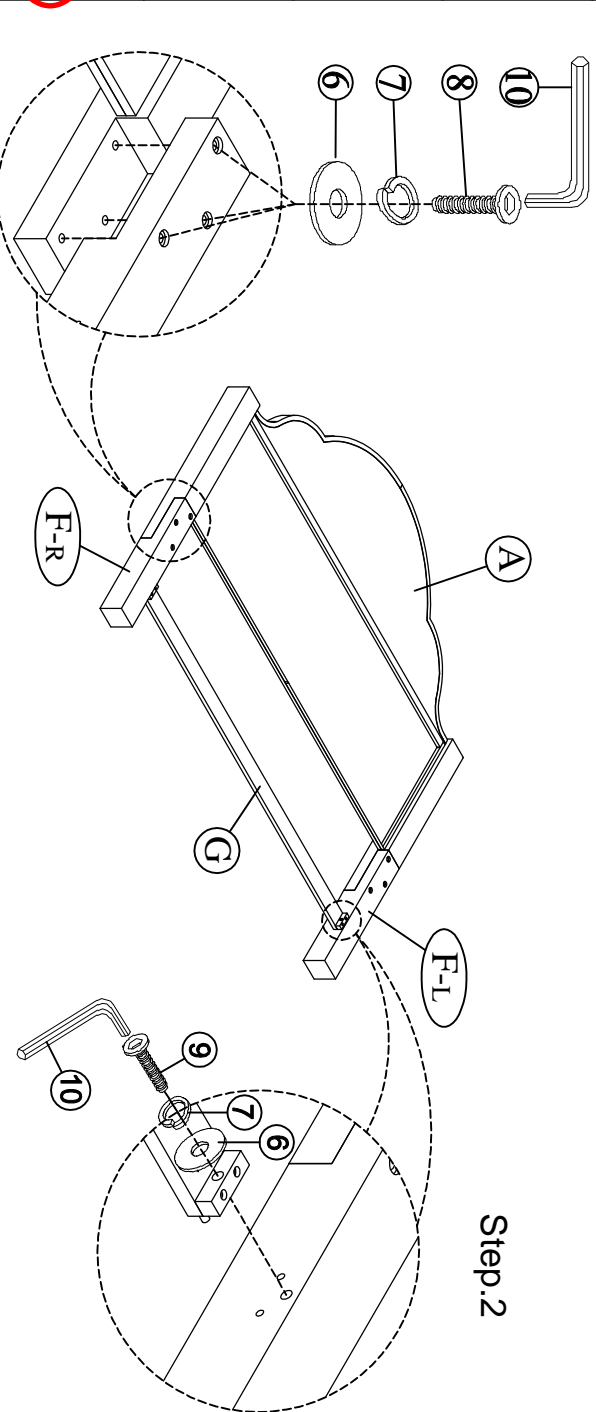
LIST OF PARTS

(A) Headboard  1 pc	(B) Footboard  1 pc
(C) Side rail  2 pcs	(D) Slats  5 pcs
(E) Support with leveler  10 pcs	(F) Headboard foot  1L 4R
(G) Stretcher  1 pc	(H) Final  2 pcs

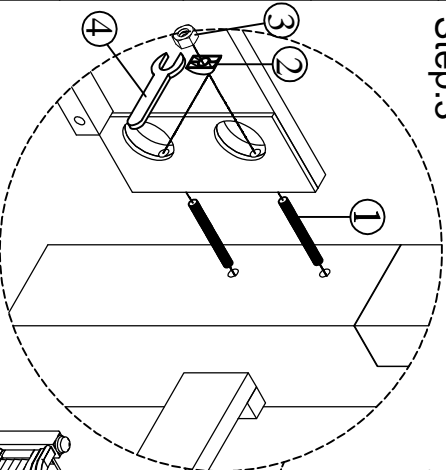
LIST OF HARDWARE

1. Bolts  5/16" x 83mm(8 pcs)	2. Washer  5/16"(8 pcs)
3. Nut  5/16"(8 pcs)	4. Spanner  5/16"(1 pc)
5. Screw  #4 x 30mm(10 pcs)	6. Washer  5/16"(8 pcs)
7. Spring washer  5/16"(8 pcs)	8. Long bolts  5/16" x 65mm(6 pcs)
9. Short bolts  5/16" x 50mm(2 pcs)	10. Allen key  4mm(1 pc)

Step.1

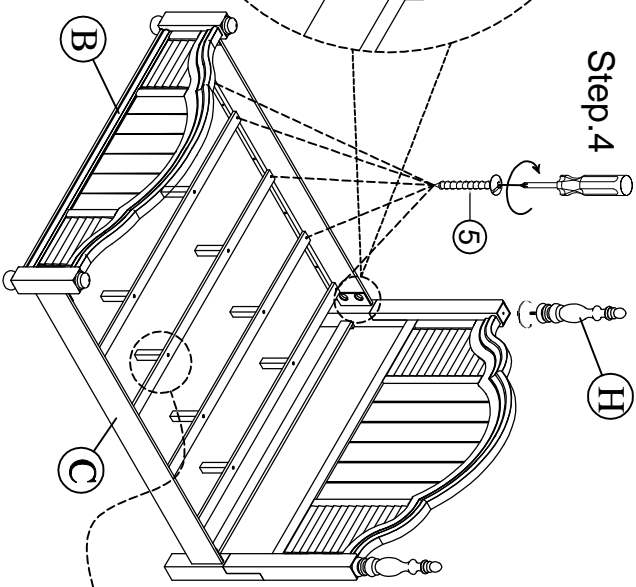


Step.2



Step.3

Step.4



Step.5

