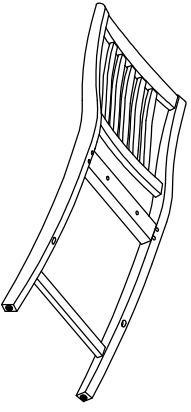
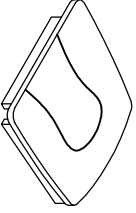
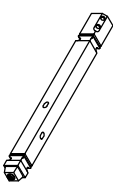


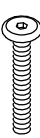
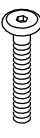



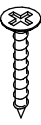
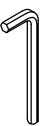


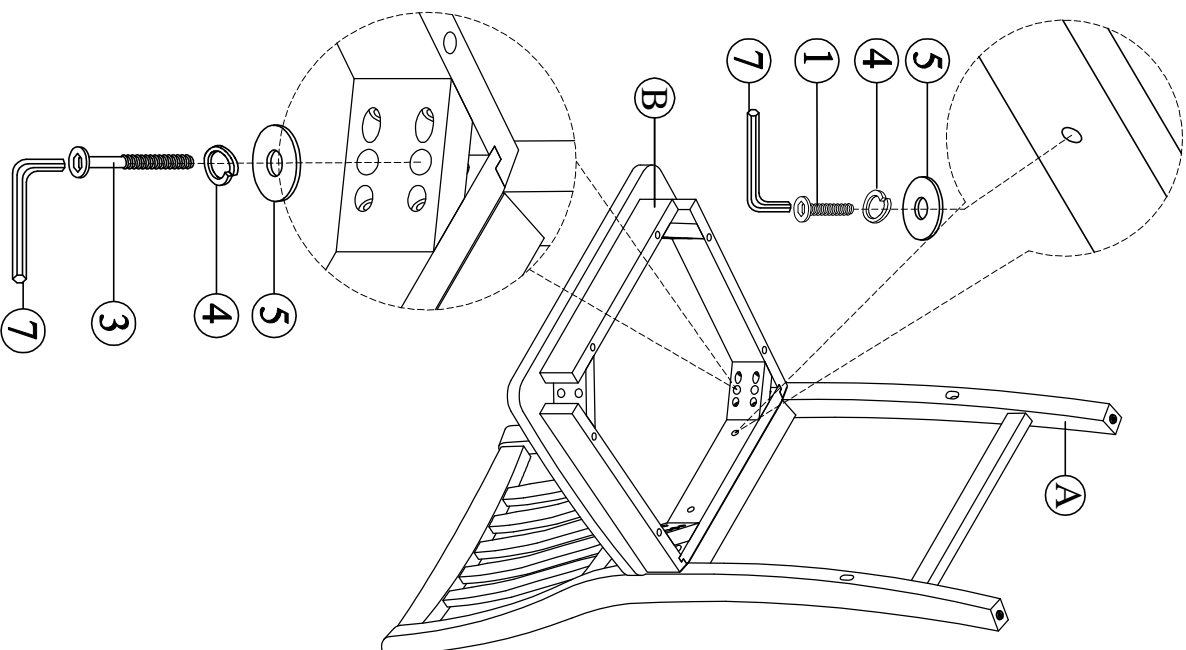
# ASSEMBLY INSTRUCTIONS

Group Name: Jefferson  
 Description: Counter chair  
 Item No: TN-295CC

## LIST OF PARTS

<b>(A) Chair back</b>			
		1 pc	
<b>(B) Seat Frame</b>		<b>(C) Front legs</b>	
	1pc		1L; 1R
<b>(D) Front stretcher</b>		<b>(E) Side stretcher</b>	
	1pc		1L; 1R
<b>HARDWARE LIST</b>			
<b>1. Short bolt</b>		<b>2. Long bolt</b>	
	1/4" x 40mm(2 pcs)		1/4" x 60mm(4 pcs)
<b>3. Long bolt</b>		<b>4. Spring washer</b>	
	1/4" x 75mm(4 pcs)		1/4" (10 pcs)
<b>5. Flat washer</b>		<b>6. Screws</b>	
	1/4" x 19(10 pcs)		#4 x 38mm(6 pcs)
<b>7. Allen key</b>			
	4mm(1 pc)		

### Step. 1



### Step. 2

