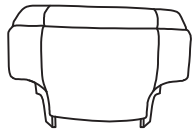



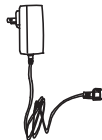
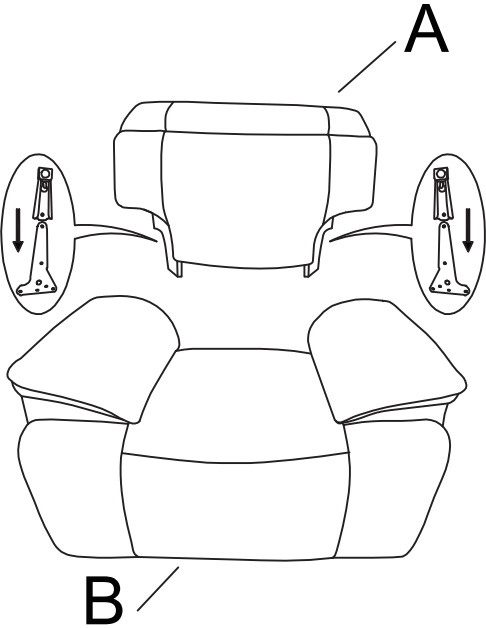
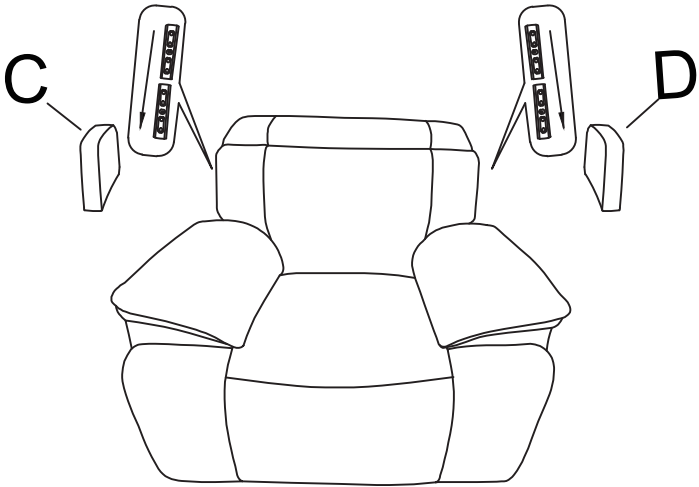


IBIZA II-POWER RECLINER			
Contents			
Before getting started, ensure the package contains the following components:			
NO.	DESCRIPTION	IMAGE	Q'TY
A	BACK		x1
B	SEAT		x1
C	LEFT EAR		x1
D	RIGHT EAR		x1
E	WALL PLUG		x1
<p>NOTE: PO # is located on each product carton. Please be prepared to provide this # should any claim be necessary.</p> <p>CAUTION: Item is heavy. Assembly should be performed by two people.</p>			

STEP1:



STEP2:



STEP3:

