




ASSEMBLY INSTRUCTIONS FOR

2102 CH5 - 5 DRAWERS CHEST

HARDWARE LIST OF CHEST

NO.	SKETCH	COMPONENT	Q'TY
1		Tipping restraint	1pc

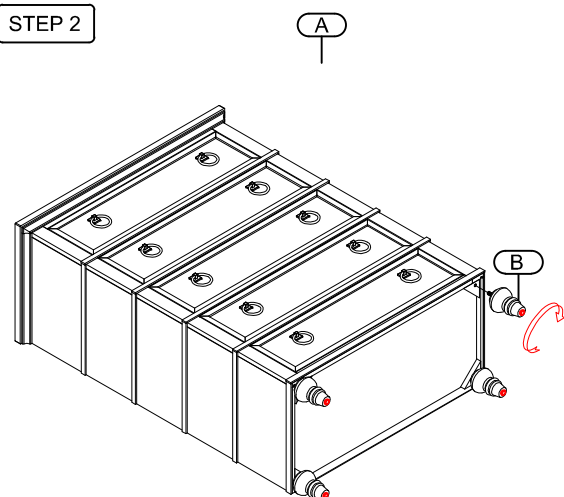
PART LISTS

NO.	DESCRIPTION	PICTURE	QTY
A	Chest		1pc
B	Bunfeet		4pcs

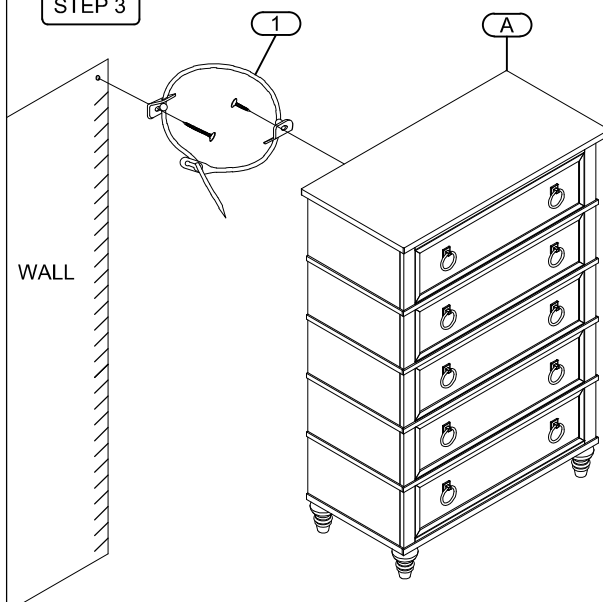
STEP 1



STEP 2



STEP 3



COMPLETE

