





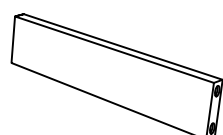
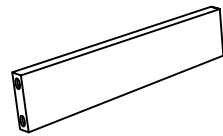
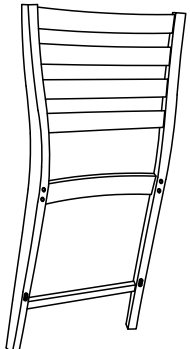
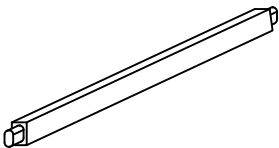
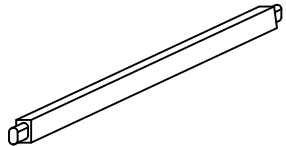
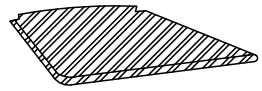


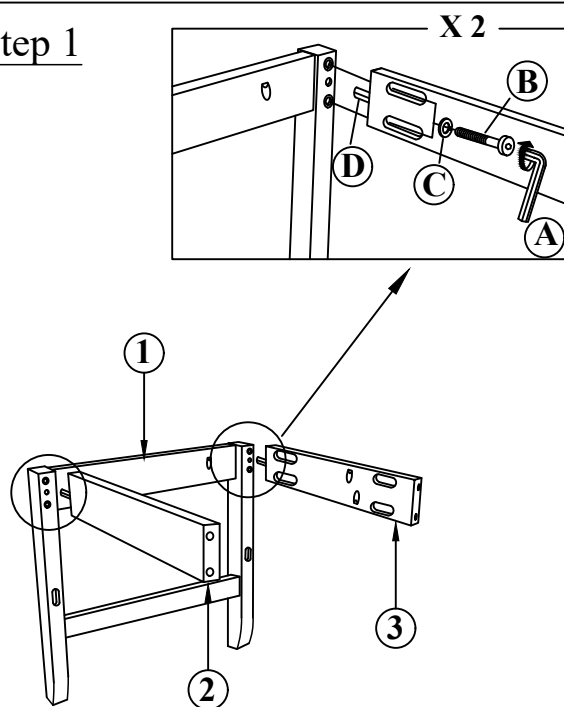
ASSEMBLY INSTRUCTIONS

MODEL : HARVEST COUNTER HEIGHT CHAIR

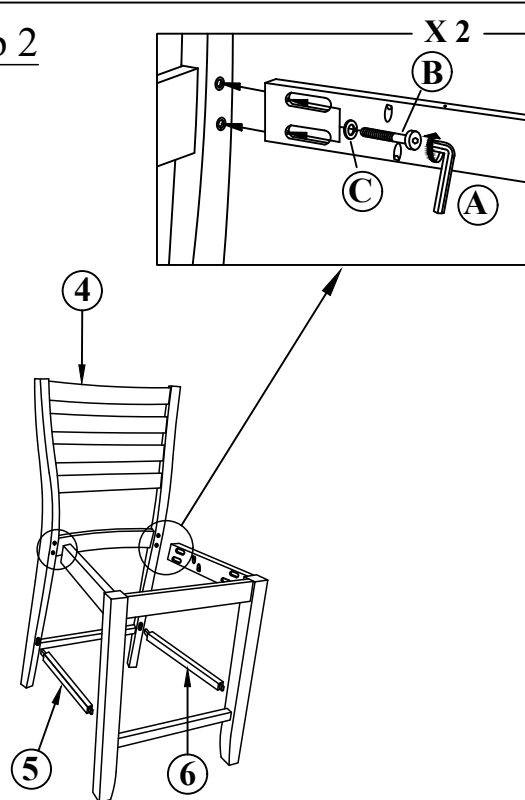
PART	ITEM	QTY.	PART	ITEM	QTY.
A	 ALLEN KEY M4	1 pcs	D	 WOOD DOWEL 8 x 30MM	2 pcs
B	 JCBC M6 x 50MM	8 pcs	E	 SCREW M4 x 32MM	8 pcs
C	 SPRING WASHER	8 pcs			

<p>①</p>  <p>Front Leg Frame x 1 pcs</p>	<p>②</p>  <p>Side Rail (L) x 1 pcs</p> <p>③</p>  <p>Side Rail (R) x 1 pcs</p>	<p>④</p>  <p>Back Frame x 1 pcs</p>
<p>⑤</p>  <p>Stretcher (L) x 1 pcs</p>	<p>⑥</p>  <p>Stretcher (R) x 1 pcs</p>	<p>⑦</p>  <p>Cushion Seat x 1 pcs</p>

Step 1



Step 2



Step 3

