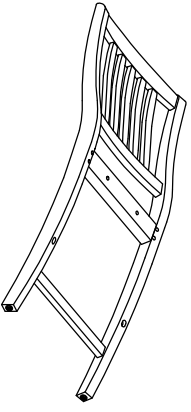
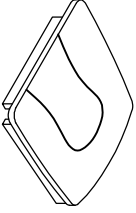
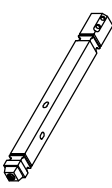







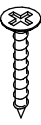
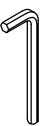


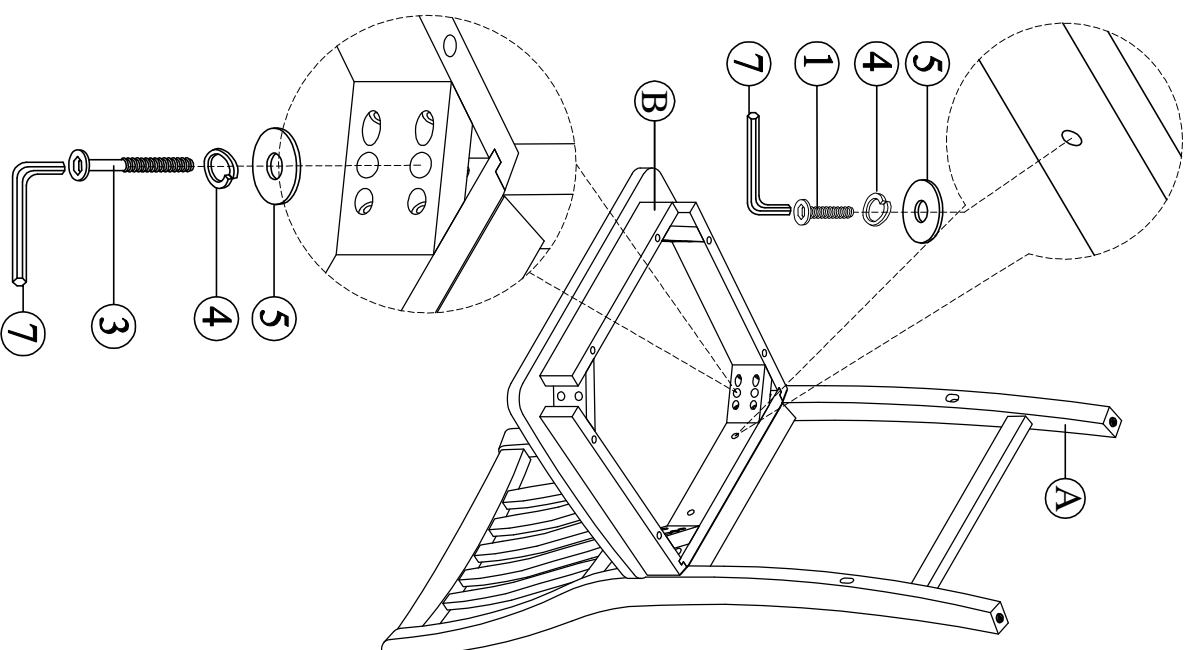
ASSEMBLY INSTRUCTIONS

Group Name: **HAMITON**
 Description: **Counter Chair**
 Item No: **TN-305CC**

LIST OF PARTS

(A) Chair back			
		1 pc	
(B) Seat Frame		(C) Front legs	
	1pc		1L; 1R
(D) Front stretcher		(E) Side stretcher	
	1pc		1L; 1R
HARDWARE LIST			
1. Short bolt		2. Long bolt	
	1/4" x 40mm(2 pcs)		1/4" x 60mm(4 pcs)
3. Long bolt		4. Spring washer	
	1/4" x 75mm(4 pcs)		1/4" (10 pcs)
5. Flat washer		6. Screws	
	1/4" x 19(10 pcs)		#4 x 38mm(6 pcs)
7. Allen key			
	4mm(1 pc)		

Step. 1



Step. 2

