






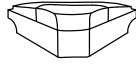




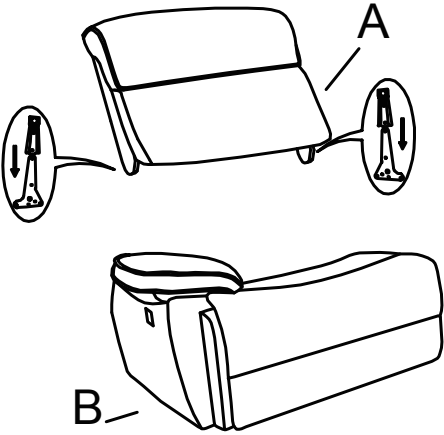
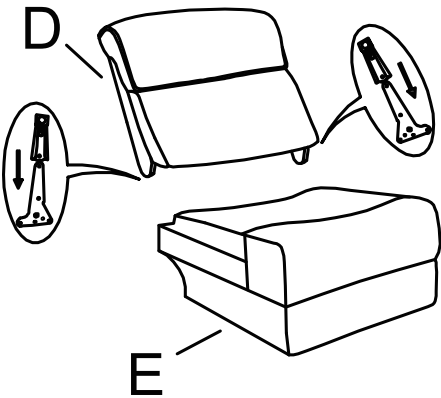


EASTHILL-SECTIONAL SOFA			
AI-Content			
Before getting started, ensure the package contains the following components:			
NO.	DESCRIPTION	IMAGE	Q'TY
A	LAF PWR REC BACK		1
B	LAF PWR REC SEAT		1
C	LAF PWR REC EAR		1
D	ARMLESS CHAIR BACK		1
E	ARMLESS CHAIR SEAT		1
F	LAF WEDGE BACK		1
G	RAF WEDGE BACK		1
H	WEDGE SEAT		1
I	ARMLESS PWR REC BACK		1
K	ARMLESS PWR REC SEAT		1
L	CONSOLE BACK		1
M	CONSOLE SEAT		1

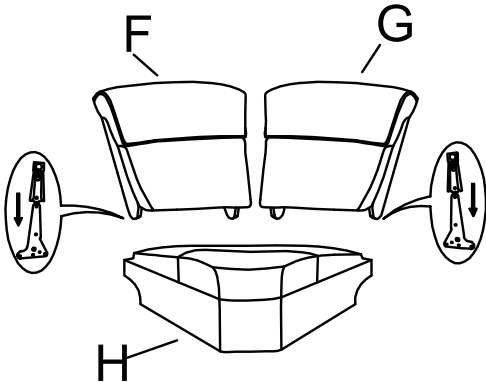
STEP1:



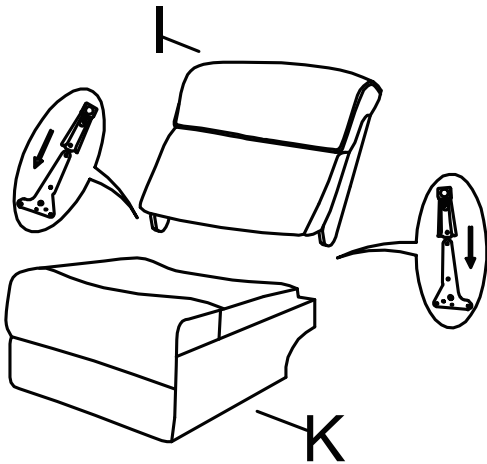
STEP2:



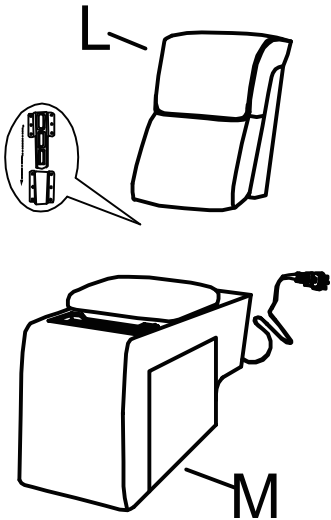
STEP3:



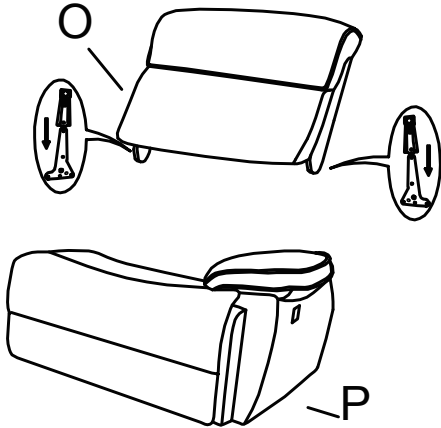
STEP4:



STEP5:




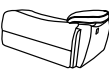


STEP6:



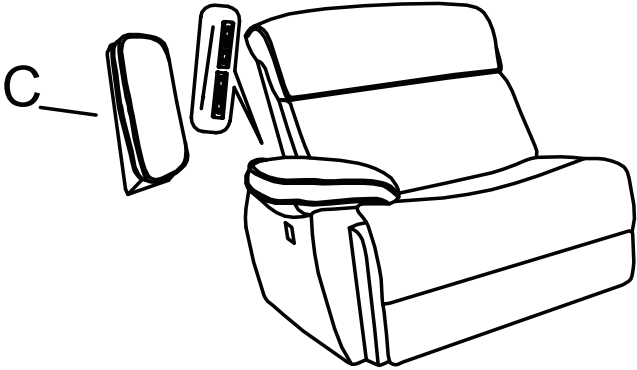
EASTHILL-SECTIONAL SOFA

AI-Content

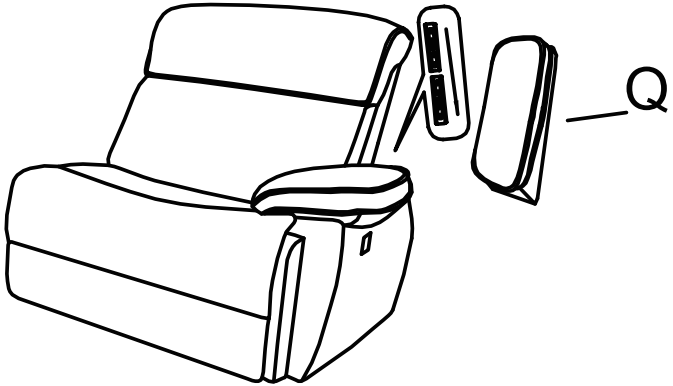
Before getting started, ensure the package contains the following components:

NO.	DESCRIPTION	IMAGE	Q'TY
O	RAF PWR REC BACK		1
P	RAF PWR REC SEAT		1
Q	RAF PWR REC EAR		1
R	WALL PULG		3

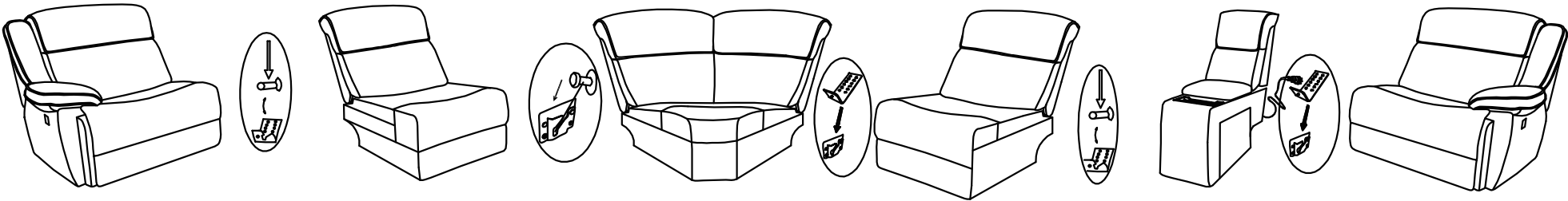
STEP7:



STEP8:



STEP9:




EASTHILL-SECTIONAL SOFA

NOTE: PO # is located underneath/ at the back side of each item. Please be prepared to provide this # should any claim be necessary.

CAUTION: Item is heavy. Assembly should be performed by two people.

STEP10:



FINISH