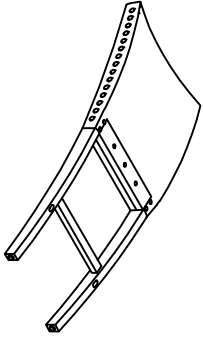
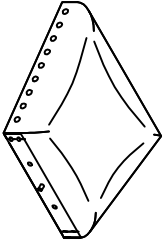
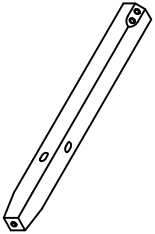

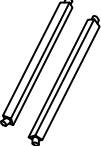
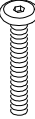
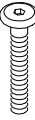
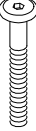



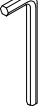


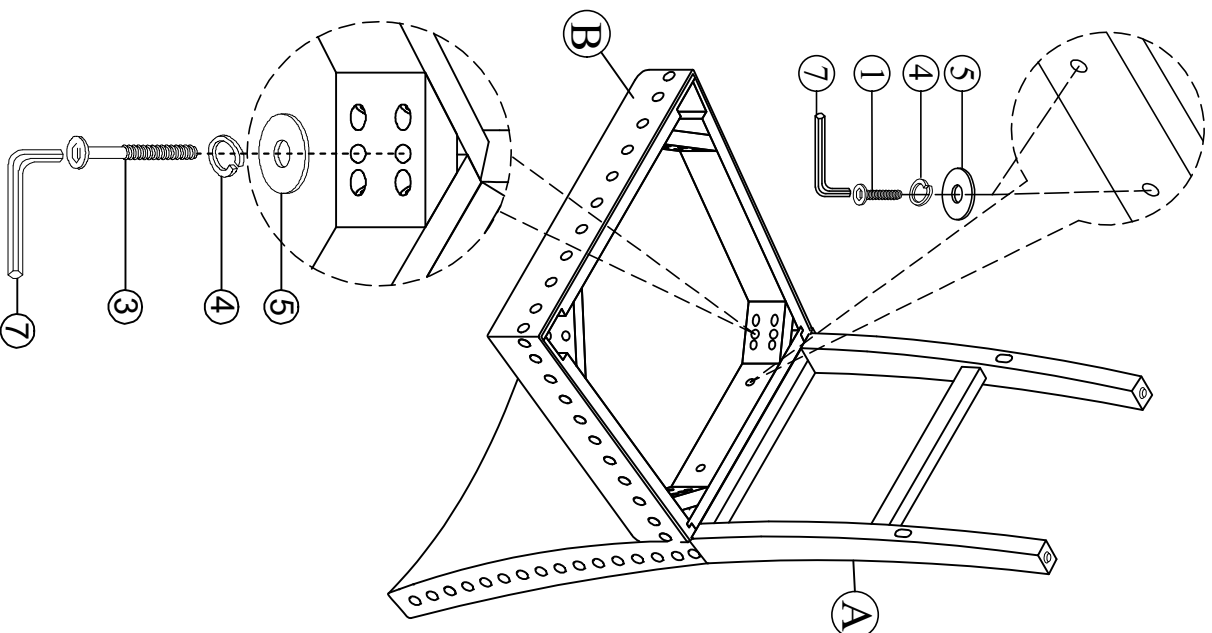
# ASSEMBLY INSTRUCTIONS

Description : Dahlia Parson Pub Height Chair with Metal Nail  
 Item No: TN-110 -1PC

## PARTS LIST

<b>A Chair back</b>			
<b>B Seat Frame</b>			
<b>C Front legs</b>		1 pc	
<b>D Front stretcher</b>		1pc	
<b>E Side stretcher</b>		1L; 1R	
<b>HARDWARE LIST</b>			
<b>1. Short bolt</b>		<b>2. Long bolt</b>	
1/4" x 40mm(2 pc)		1/4" x 60mm(4 pcs)	
<b>3. Long bolt</b>		<b>4. Spring washer</b>	
1/4" x 80mm(4 pcs)		1/4" (10 pcs)	
<b>5. Flat washer</b>		<b>6. Screws</b>	
1/4" x 19(10 pcs)		#4 x 38mm(6 pcs)	
<b>7. Allen key</b>			
4mm(1 pc)			

### Step. 1



### Step. 2

