



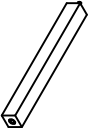
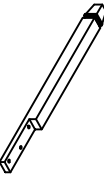







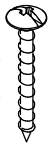


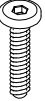

ASSEMBLY INSTRUCTIONS

Description: CEDAR GROVE KING BED
Item No: TN - B001KB

LIST OF PARTS

(A) Head board	(B) Foot board
 1 pc	 1 pc
(C) Side rail	(D) Slats
 2 pcs	 5 pcs
(E) Support with leveler	(F) Head board foot
 10 pcs	 1L, 1R
(G) Stretcher	
 1 pc	

LIST OF HARDWARE

1. Bolts	2. Washer
 5/16" x 76mm(8 pcs)	 5/16"(8 pcs)
3. Nut	4. Spanner
 5/16"(8 pcs)	 5/16"(1 pc)
5. Screw	6. Washer
 #4 x 30mm(10 pcs)	 5/16"(8 pcs)
7. Spring washer	8. Bolts
 5/16"(8 pcs)	 5/16" x 40mm(8 pcs)
9. Allen key	
 4mm(1 pc)	

