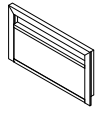
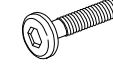
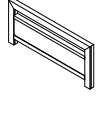





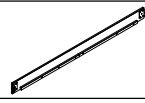

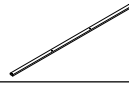




NOTE : YOU WILL ALSO NEED A PHILIP SCREW DRIVER (NOT PROVIDED)

PARTS LIST				HARDWARE LIST			
NO				NO			
A		Headboard	1	1		JCBC Screw M6 x 30mm	6
B		Footboard	1	2		Spring Washer Ø1/4"	6
CL		Headboard L Leg	1	3		Flat Washer Ø1/4" x 13mm	6
CR		Headboard R Leg	1	4		L Key M4	1
D		Side Rail	2	5		L Key M5	1
E		Slat	4	6		CSK M4 x 32mm	8
F		Support Leg	4				

