










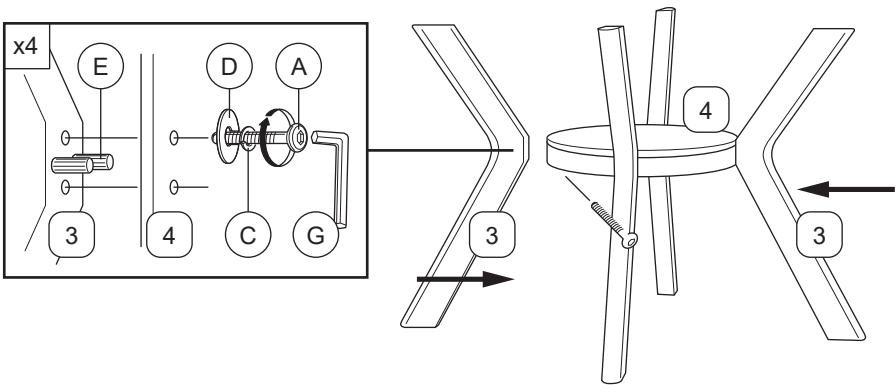


NO	PART LIST		QTY.
1	TABLE TOP		1 PC
2	TABLE TOP SUPPORT		1 PC
3	TABLE LEG		4 PCS
4	CENTER PANEL		1 PC

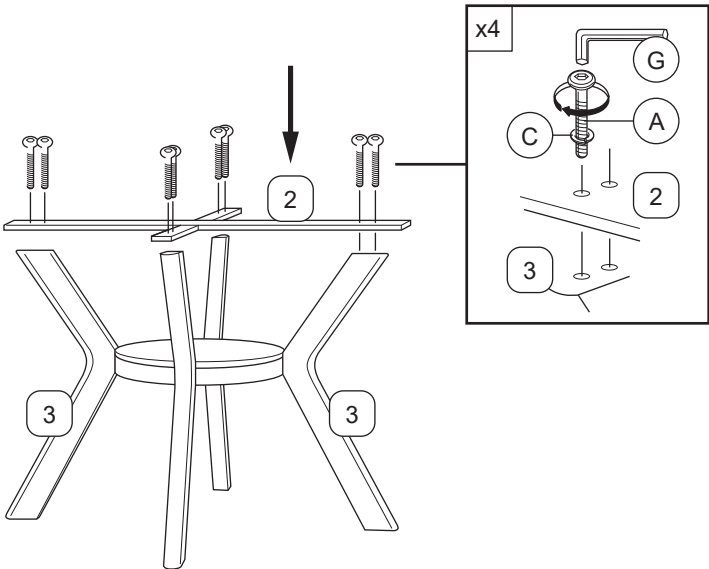
NO	HARDWARE LIST		QTY.
A	JCBC M6 X 50MM		16 PCS
B	JCBC M6 X 30MM		8 PCS
C	M6 SPRING WASHER		24 PCS
D	M6 FLAT WASHER		8 PCS
E	WOOD DOWEL M10 X 30MM		8 PCS
F	ADJUSTABLE		4 PCS
G	ALLEN KEY M4		1 PC

PLEASE CHECK THAT YOU HAVE ALL THE PARTS LISTED BEFORE YOU START ASSEMBLING.
DO NOT TIGHTEN ALL SCREW UNTIL THE TABLE IS FULLY SET-UP.

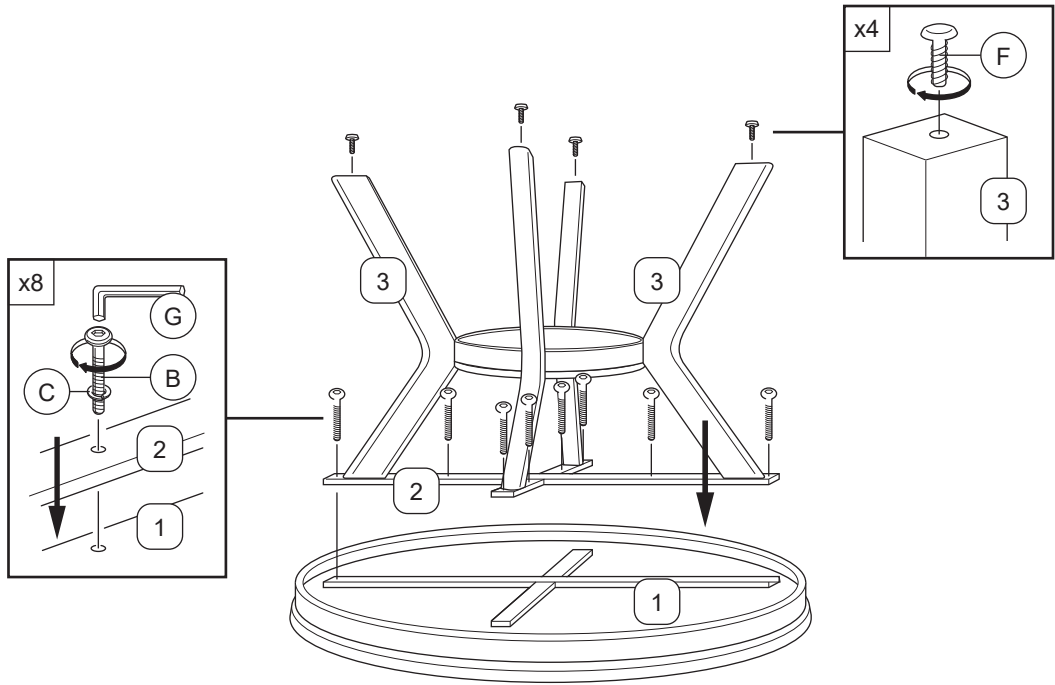
STEP 1



STEP 2



STEP 3



STEP 4

