







ASSEMBLY INSTRUCTIONS FOR

1802-DR- 6-Drawer Dresser
1802-MR- Mirror

HARDWARE LIST OF MIRROR

NO.	SKETCH	COMPONENT	Q'TY
1		JCBC Bolt $\varnothing 1/4'' \times 1-1/2''$	8pcs
2		Spring Washer $\varnothing 1/4'' \times 10$	8pcs
3		Flat Washer $\varnothing 1/4'' \times 19\text{mm}$	8pcs
4		Allen Wrench 4mm	1pc

PART LISTS

NO.	DESCRIPTION	PICTURE	QTY
A	Mirror		1pc
B	Mirror Support		2pcs

