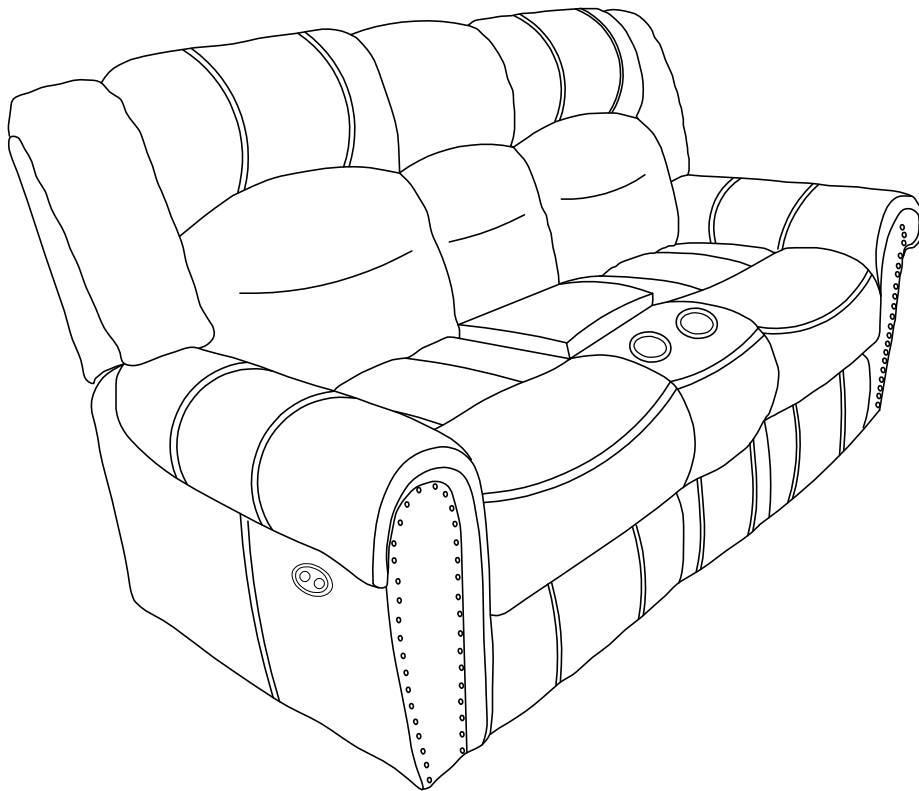


# MODEL: 8327

## ASSEMBLY INSTRUCTIONS NOTICE DE MONTAGE

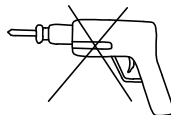
\*Please keep these instructions and have the product model # and part # available when requesting a service.

\*Veuillez conserver ce notice de montage et avoir en main le numéro du modèle et de la pièce pour fin de service.



### IMPORTANT NOTE



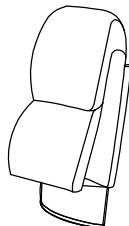

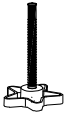
Do not use a power tool to assemble this product as it could damage the thread of the hardware and affect the solidity/durability of the product



### NOTE IMPORTANTE

Ne pas utiliser d'outil électrique pour assembler ce produit car cela pourra endommager le filet des quincailleries et par le fait même affecter la solidité/durabilité du produit.

# MODEL: 8327

<b>A x 1</b> 	<b>B x 2</b> 	<b>C x 1</b> 	<b>D x 2</b> 	<b>E x 2</b> 
---	---	--	---	---

